


Valves



PT handle - Plastic multi-position



SP handle - SS pull and turn handle



ST handle - SS multi-position

▶ SM Series – butterfly valve

SM economical valve

- 304 or 316 SS available in 1" to 12" sizes
- 3 different handle options
- Male RJT, female RJT or butt weld end connections in stock, TC-clamp connections also available
- Silicone seal as standard. EPDM and Viton on request



7M11 – SS handle



Micro-metric handle

▶ Tassalini 700 Series – butterfly valve

Tassalini valve (700 Series)

- Premium Italian valve, sold for more than 15 years in NZ
- 304 or 316 SS
- ½" to 10" sizes
- Multiple handles (SS trigger, plastic trigger, SS pull and turn, micro-metric adjustment)
- Male RJT, female RJT, tri-clamp or butt weld end connections in stock
- Silicone seal as standard. EPDM and Viton on request

Pneumatically actuated version

- SS actuator and control top
- Horizontal double-acting or single-acting version
- Vertical single-acting actuator
- Micro-switch or proximity switch for feedback

SOLE NEW ZEALAND DISTRIBUTOR



Horizontal actuator



Vertical actuator



ZVF



Giotto control top

▶ Bardiani actuated butterfly valve

Bardiani butterfly valve


- Premium Italian valve, sold for more than 15 years in NZ
- 316L stainless steel construction
- ½" to 6" sizes
- Maximum pressure 10bar to full vacuum

Pneumatically actuated version with control top

- J-Giotto and Giotto top control heads with LED display lights, integrated solenoid valve with protective circuit board for power spikes and proximity switches for signal feedback



Valves



SS pull and turn handle

▶ D Series – economical ball valves

- 304SS and 2", 3" and 4" sizes in stock, up to 6" on request
- Male/female RJT or butt weld end connections
- PTFE seat rings



▶ Plug cock valves

- 316SS and 1" to 4" sizes
- 2-way and 3-way versions
- Male RJT or tri-clamp process connections



Compact version Series 81



Flushable Series 50




Fully encapsulated Series 90



▶ Tassalini ball valves

- 316SS and 1" to 3" sizes as standard (4" flushable size)
- Can be actuated with horizontal, double-acting or vertical, single-acting actuator
- Male RJT or butt weld end connections



6" ball valve

3-way zero cavity



▶ 2-way and 3-way ball valves

- 316SS and 1" to 4" sizes
- L-Port or T-Port configurations in 3-way valve
- Fully encapsulating PTFE seat in hygienic design
- High-mount iso pad for actuation
- Tri-clamp connections in stock, butt weld end also available
- Flushable versions available



▶ Micro diaphragm valves

- Available in 1/4", 3/8" and 1/2" sizes
- PTFE diaphragm
- All 316L stainless steel
- Weld or tri-clamp connections
- Various surface finishes available (LS & LL)



57



58



60

▶ Tassalini diaphragm valves

- Sizes from 1/2" to 2" in 316L stainless steel
- EPDM or PTFE diaphragm
- Weld or tri-clamp connections
- Various surface finishes available (LS and LL)
- Available in manual or pneumatically operated with control top in stainless steel



Valves



BBZP



BBZK



BBZO



ZM

▶ Bardiani divert and shut-off valves

- 316L SS and 1" to 6" size range
- Manual or automatic
- Complete range of flow paths
- Range of options including aseptic design, steam barrier, twin stop shutter, double block and bleed
- Modulating control valve options
- Available in tank bottom execution



BBZS1



BBZSA



BBZS5
Pneumatic Lift



▶ Bardiani pressure relief valves

- Sizes from 1/2" to 4" in AISI 316L SS
- Adjustable spring or pneumatic loaded
- 10 bar pressure rating across all sizes with higher spring pressures available on request
- Versions include; Parabolic shutter, steam barrier, metallic bellows and aseptic diaphragm seal configurations
- Pneumatic seat lift for CIP



E25



E27



645L



K64VP



SK1232



645BNZ

▶ Pressure/vacuum relief valves

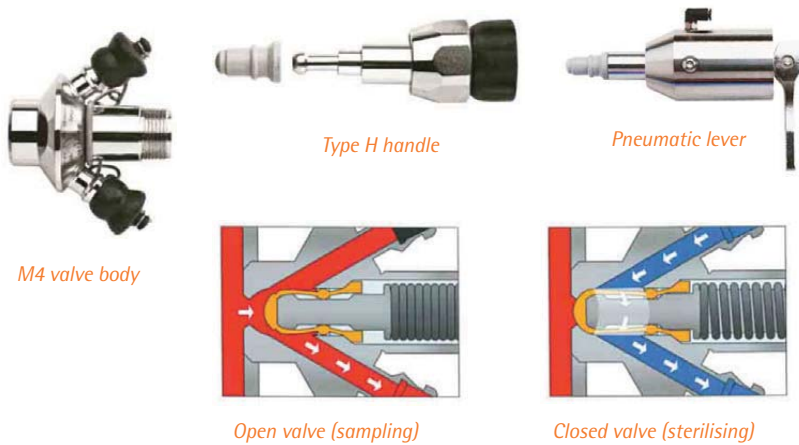
- Offer protection to the tank from both over-pressure and vacuum from pumping or during CIP
- Sizes from 1/4" to 4"
- Flowrates up to 160,000 l/h
- Economical E25 and E27 option
- K64VP offers adjustable set pressure to relieve and is ideal for tanks under pressure such as beer tanks
- 645BNZ available in sizes from 2" to 4" female RJT connections (Also available in 1 1/2" to 2 1/2" butt weld connections as 645L)

Valves



▶ Sampling valves

- W36 with replaceable diaphragm seal in silicone or EPDM
- W36 available in a flushable version
- W37 lockable sample valve (with butt weld connection)
- 710 valve with unique "2 in 1" sampling for both syringe penetration and bulk samples
- BSP valve with thread connection for economical sampling



▶ Aseptic sampling valves

- World leader in aseptic sampling with 150,000 valves in operation world-wide
- Available in tank or pipe welding
- M4 with 4mm opening, W9 in 9mm, W25 in 25mm
- Various handle configurations, also pneumatic options available for automatic sampling
- Sample bags and flask for aseptic collection available on request

SOLE DISTRIBUTORS IN NEW ZEALAND



▶ Sanitary non-return valves

- Sizes from 1/2" to 8" in 316L SS
- CS style with weld or tri-clamp connections
- Suitable for horizontal or vertical installation
- Low pressure springs available
- Magnetic type with no spring available on request



▶ High pressure valves

- Sanitary piston type shut-off and divert designs up to 150 bar
- 316L SS construction
- Aseptic version with steam barrier on request
- Stellite coated plug/seat
- Various control head options
- Needle valve design from 1/4" to 1" for pressures up to 10,000 bar



▶ Pinch valve

- Full flow, 2-way valve
- Rubber sleeve shuts with air pressure
- Sizes from 2" to 6"
- Weld, RJT and tri-clamp connections



▶ Air release valve

- 316L SS with special floating ball
- Vents air from process lines
- Reduces cavitation in pumps
- 1/2" standard connection
- Replaceable floating ball and PTFE seal